

# How It Works: LEO™ Classroom

Connect with expert tutors for on-demand, 1-to-1 help



The expert tutors at **Tutor.com** can help you work through a tough homework problem, improve your writing skills, study for a test, review a difficult concept, and so much more!

## Live Tutoring Step-by-Step Guide

**Connect with a Tutor Now**

Get a tour of Tutor.com

View Previous Sessions

What do you need help with today?

Please take a moment to review our Honor Code.

English

Topic: Select a Topic

Subject: Select a Subtopic

Chat Only  Chat with Voice

Question

Enter your question here...

Attach a File

**SUBMIT**

### Step 1: Get started

### Step 2: Get the right tutor and start your session

Fill in the quick pre-session questionnaire. Using this information, we will match you with the first available tutor best qualified to assist you.

Click on the **SUBMIT** button to quickly connect with an incredible tutor.

Graphing Calculator

Chat

Gene Baker: Hi I'm having trouble with a graphing problem.

Gene J.: Ok. Let's start by graphing the equation.

Gene Baker: How does this look?

### Step 3: Communicate

You can use text- or voice-chat to communicate with your tutor in the online classroom. You and your tutor may also use the interactive whiteboard to share work and ideas.

*All activity in the classroom is recorded for review and quality control. Transcripts will be available afterward in **My Account** under the **Completed Sessions** tab.*

Word Processor 1

Attach

power in the late 18th century. Though the English attempted to monopolize their technology and skilled labor through legislation, industrialization spread throughout Europe and reached America.

The Second Industrial Revolution, which took place roughly between 1870 and 1914, established the United States as the world's foremost industrial power. Prior to the Industrial Revolution, America possessed a predominantly agrarian economy and generated wealth through the trade of tobacco, and resources such as lumber, minerals, fur, and fish.

Most 18th century Americans lived in self-sustaining rural

### Step 4: Share a file

You can upload files related to your assignment to the online classroom—including documents, spreadsheets, presentation slides, screenshots, image files, and more. You and your tutor will be able to view them together during your session.

How was your session?

How was your overall session?

How was your tutor?

How well did you understand the lesson?

Is there anything else you'd like to share with us today?

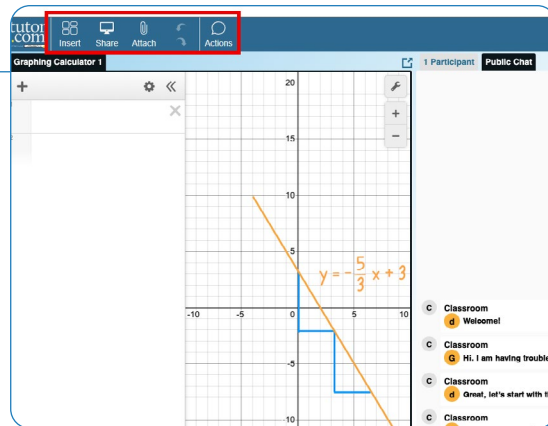
**SUBMIT**

### Step 5: Rate and review your session

After each session, be sure to let us know how we did! Complete the survey and share your comments. Then, you'll have the option to play a recording of your session and email or print the chat log and whiteboards.

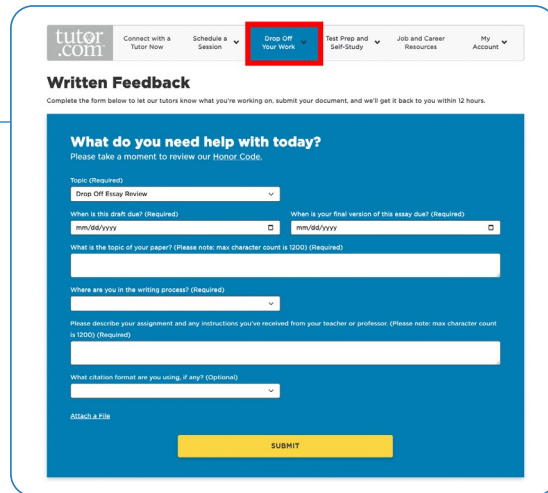
## Use special tools

The classroom includes a graphing calculator, code editor, and text editor that can be used when working on subject material requiring special tools. You can open them by using the buttons above the whiteboard.



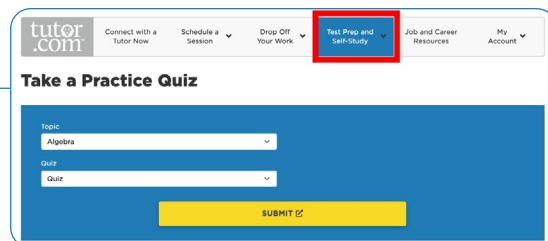
## Submit your paper

The drop-off writing review service allows you to get expert help from a tutor without having to connect for a real-time session. Upload a draft of your assignment—whatever stage it is at—and get detailed feedback within a day. Retrieve your tutor's completed review in **My Account** under the **Completed Sessions** tab.



## Practice for a test

Use our practice quizzes to assess your knowledge and prepare for upcoming tests in math, science, and English. Take a quiz, review your results, and connect with a tutor to go over any questions you may have missed.



## Use My Account

- Access files you have saved or those you have shared in sessions with your tutors under **Locker**.
- Reconnect with your favorite tutors or see when they are next available by clicking on **Favorite Tutors**.
- Review previous sessions and retrieve feedback on your drop-off reviews under **Completed Sessions**.

